

# ASTC 在线指南

**NSW CPD 2024 - 2025 课程**

<https://astconline.edu.au>

# 目录

1. 创建一个帐户
2. 报名参加 2024 - 2025 年 CPD
3. 开始您的 CPD 课程
4. 填写在线注册表
5. 访问交互式学习资源
6. 下载参与者指南
7. 开始测验/评估

# 1. 创建账户

- 点击“Login or join (登录或加入)”按钮

The image shows the top section of the ASTC Online website. The header is a solid red bar. On the left, there is a logo for 'AUSTRALIAN SALESMASTERS TRAINING CO' with the tagline 'don't blame them...TRAIN THEM!' and 'RTO #6854'. In the center of the header, the text 'ASTC Online' is displayed in white. On the right side of the header, there is a button labeled 'Login or Join'. A yellow arrow points from the text '点击这里' (Click here) to this button. Below the header is a white bar containing the word 'ANNOUNCEMENTS' in red and the text 'undefined'. The main content area below this bar features a woman in a white dress sitting on a blue chair, interacting with a futuristic digital interface. The interface displays various charts, including a 'Calendar', 'Diagramme', 'Statistics', and 'Account' section. The background is a light blue gradient with abstract shapes and data visualizations.

# 1. 创建账户 (续)

- 点击“Create new account (创建新帐户)”按钮

Log in

Username / email

Password

Remember username

[Log in](#)

[Forgotten your username or password?](#)

Cookies must be enabled in your browser ⓘ

Is this your first time here?

Hi! For full access to our courses you'll need to take a minute to create a new account for yourself on this website. Here are the steps:

1. Fill out the New Account form with your details
2. Make sure you enter the correct email to receive your confirmation email
3. An email will be immediately sent to your email address
4. Check your inbox, if you don't receive the confirmation mail please check in junk mail / spam folder
5. Read the email, and click on the web link to activate your account
6. Your account will be confirmed and you will be logged in
7. Then you can select the course you want to enroll in
8. Click "Send payment via PayPal" (the green button) to pay your course
9. It will take you to Pay with PayPal site. Login using your PayPal account.
10. If you don't have PayPal account, you can select Pay With Credit of Debit Card below Log In button
11. Once you have completed the payment, click return to merchant
12. You can now access your course. From now on you will only need to enter your username and password (in the form on this page) to log in and access any course you have enrolled in.

[Create new account](#)

# 1. 创建账户 (续)

- 填写所有必填字段
- 点击“Create my new account (创建我的新帐户)”按钮

New account ▼ Collapse all

▼ Choose your username and password

Username\*

Password\*   Unmask

▼ More details

Email address\*

Email (again)\*

First name\*

Surname\*

City/town

Country

**点击这里**

There are required fields in this form marked \*.

# 1. 创建账户 (续)

- 点击“Continue (继续)”按钮

Log In

**AUSTRALIAN SALESMASTERS TRAINING CO**  
RTO#6854 don't blame them...TRAIN THEM!

## ASTC Online

Search courses

> Confirm your account

An email should have been sent to your address at **Student.test@gmail.com**

It contains easy instructions to complete your registration.

If you continue to have difficulty, contact the site administrator.

**点击这里** → Continue

**General Inquiries**  
info@astc.edu.au

**Exciting New Courses**  
Certificate of Registration NSW  
CPD Points NSW - Body Language Magic  
CPD Points NSW - Communication in the Real Estate Industry  
CPD Points NSW - Market Property for sale  
CPD Points NSW - Sales Practices  
CPD Points NSW - Time Management  
CPD Points NSW - Work, Health and Safety

**Connect with us**  
Facebook  
Youtube  
Wechat

Australian Salesmasters Training Co © 2017 | Registered Training Organisation #6854 ABN:94084084284

# 1. 创建账户 (续)

- 您将收到一封电子邮件以确认您的新帐户。如果您的收件箱中没有该邮件，请检查垃圾邮件或垃圾邮件
- 点击提供的链接确认您的新帐户

A new account has been requested at 'ASTC Online' using your email address.

To confirm your new account, please go to this web address:

<http://astconline.edu.au/login/confirm.php?data=P168DXGEVFj5BSp/username>

In most mail programs, this should appear as a blue link which you can just click on. If that doesn't work, then cut and paste the address into the address line at the top of your web browser window.

If you need help, please contact the site administrator,

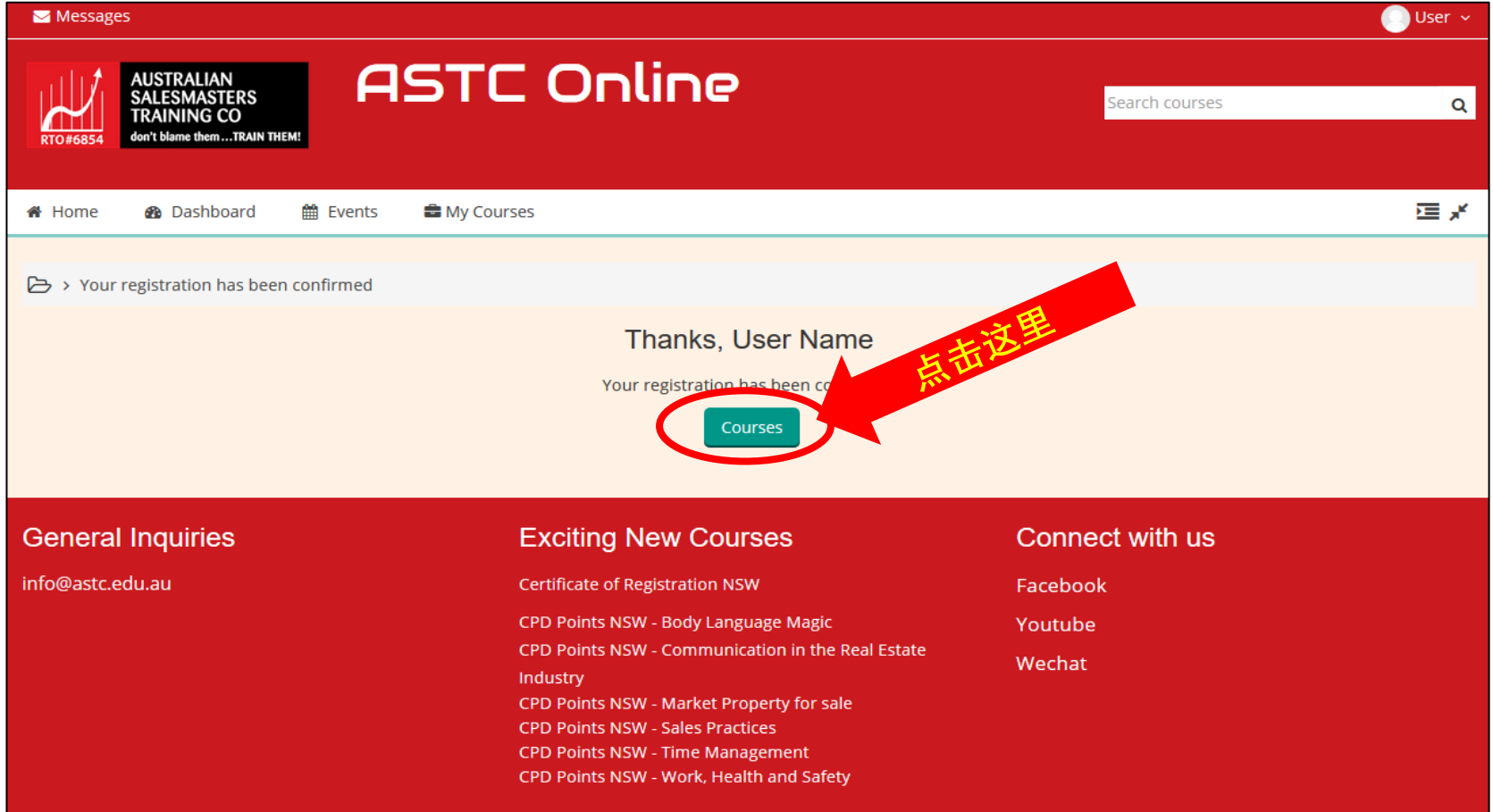
ASTC Online Support



点击此链接

# 1. 创建账户 (续)

- 确认后，您将返回在线门户
- 点击“Courses (课程)”按钮查看 CPD 课程列表



The screenshot displays the ASTC Online user interface. At the top, there is a navigation bar with 'Messages' on the left and 'User' on the right. The main header features the 'AUSTRALIAN SALESMASTERS TRAINING CO' logo with the slogan 'don't blame them... TRAIN THEM!' and the text 'ASTC Online'. A search bar labeled 'Search courses' is positioned on the right. Below the header is a navigation menu with 'Home', 'Dashboard', 'Events', and 'My Courses'. The main content area shows a confirmation message: 'Your registration has been confirmed' and 'Thanks, User Name'. A green 'Courses' button is highlighted with a red circle, and a red arrow points to it with the Chinese text '点击这里' (Click here). The footer contains three columns: 'General Inquiries' with the email 'info@astc.edu.au', 'Exciting New Courses' listing various CPD Points NSW courses, and 'Connect with us' with links for Facebook, Youtube, and Wechat.



## 2. 报名参加 2024 - 2025 年 CPD

- 在课程列表中， Real Estate 房地产 → NSW 新南威尔士州 → 单击“CPD 2024 – 2025 for Property Agents (房地产经纪人 CPD 2024 – 2025)”旁边的箭头“▶”以展开列表。您将找到CPD Residential Real Estate Salespeople & Residential Property Managers (Online)。然后选择您要报读的课程。

▼ Real Estate

- ▼ NSW
- ▶ CPD 2024 - 2025 for Property Agents
  - ▶ CPD COR Holders

▼ Real Estate


- ▼ NSW
- ▶ CPD 2024 - 2025 for Property Agents
  - ▶ CPD 2024 - 2025 Residential Real Estate Salespeople and Property Managers (Online)

## 2. 参加 2024 - 2025 年 CPD (续)

- 选择您想报读的课程
- 点击“Pay Now (立即付款)”按钮付款。您可以使用 PayPal 或信用卡 (MasterCard 万事达卡/ Visa 维萨卡/ AMEX 美国运通卡) 付款

### Enrolment options

CPD 2024 - 2025 Residential Real Estate Salespeople and Property Managers (Online)



CPD 2024 - 2025 Combined Residential Real Estate Salespeople and Property Managers (10 hours) are:

Compulsory topics (5 hours):

1. Introduction to work health and safety obligations in residential sales and property management
2. New Supervision Guidelines for real estate agencies
3. Introduction to strata for residential salespeople and property managers
4. Compliance with habitability standards and landlord information statement

Elective topics (5 hours):

1. Hazardous Materials - Management and Disclosure
2. How to Successfully Transition Schemes from Original Owner to the Control to Owners Corporation
3. Annual General Meetings - Best Practice Guide

*\*Residential Salespeople are also required to complete online course "Underquoting and price misrepresentations" delivered by TAFE NSW.*


If you are experiencing technical difficulties paying using PayPal or your Credit/Debit Card, you can make the payment directly to the following account:

Account Name: Australian Salesmasters  
BSB: 032 035  
Account Number: 131 314


If paying directly to our bank account, please send proof of payment and which CPD course you want to enrol to [info@astc.edu.au](mailto:info@astc.edu.au) to process your enrolment.

This course requires a payment for entry.

RENSWC2410  
Cost: AUD 288.00



Use the button below to pay and be enrolled within minutes!



点击此处付款

Pay Now

## 2. 参加 2024 - 2025 年 CPD (续)

- 在PayPal登录页面，如果您想使用PayPal付款，您可以使用您的电子邮件或手机号码登录。
- 如果您没有 PayPal 账户，请点击“下一步”按钮下方的“Pay with Debit or Credit Card (使用借记卡或信用卡付款)”按钮，使用信用卡 (MasterCard/Visa/AMEX) 付款

Pay with PayPal

Enter your email address to get started.

Email or mobile number

[Forgot email?](#)

Next

or

Pay with Debit or Credit Card

[Cancel and return to AUSTRALIAN SALESMASTERS TRAINING CO. PTY LIMITED](#)

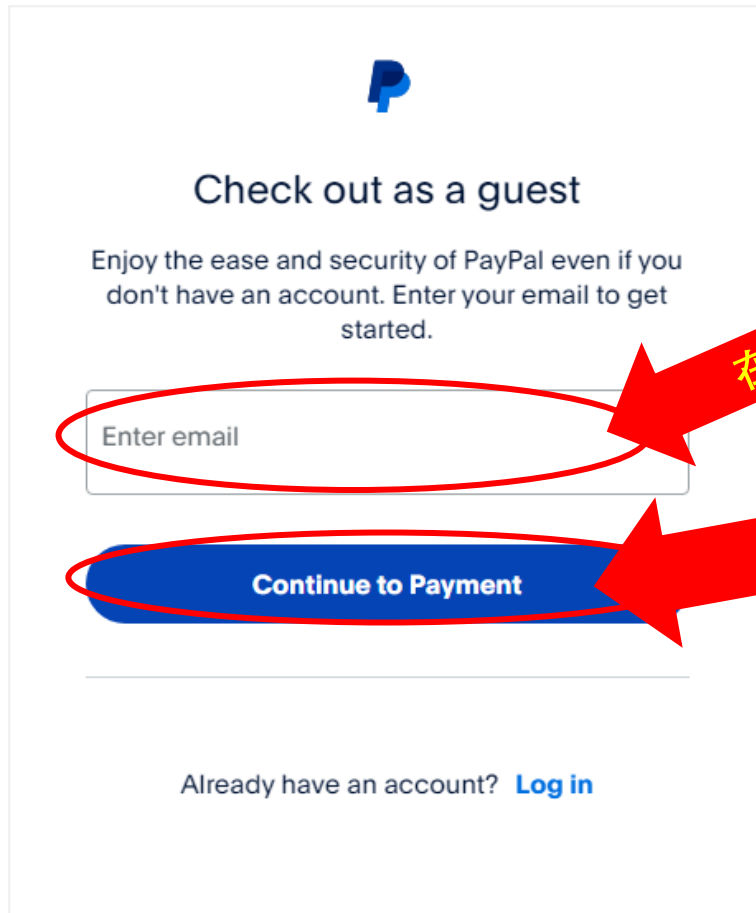
English | Français | Español | 中文


单击此处登录 PayPal

如果您想使用信用卡付款，请点击此处

## 2. 参加 2024 - 2025 年 CPD (续)

- 如果您选择“Pay with Debit or Credit Card”，系统会要求您提供电子邮件以作为访客进行结账。





### Check out as a guest

Enjoy the ease and security of PayPal even if you don't have an account. Enter your email to get started.

**Continue to Payment**

Already have an account? [Log in](#)

在此输入您的电子邮件

点击继续付款

## 2. 参加 2024 - 2025 年 CPD (续)

- 输入您的信用卡详细信息，然后单击“Pay Now (立即付款)”以处理付款

PayPal \$288.00

Pay with debit or credit card

We don't share your financial information with the seller.

Country/region  
Australia

Email  
student.test@email.com

Phone type  
Mobile

Phone number  
+61

Card number

Expiry date

CVV

Billing address

First name  
Student

Last name  
Test

Address line 1

Address line 2 (optional)

Suburb

State/territory

Postcode

Save information & create your PayPal account

填写付款详情

Postcode

Save information & create your PayPal account

You agree to PayPal's [Privacy Statement](#) and confirm you're of legal age.

We'll pre-authorise up to \$288.00 AUD on your card, then send you back to the seller to complete your purchase. If you don't complete it or the purchase amount changes, any pending pre-authorisations usually drop off within 1 business day.

Pay now as guest

Have a PayPal account? [Log in](#)

[Cancel and return to the merchant's site](#)

© 1999-2024

Copyright© 1999-2024 PayPal Australia Pty Limited ABN 93 111 195 389 (AFSL 304962). Any general financial product advice provided in this site has not taken into account your objectives, financial situations or needs.

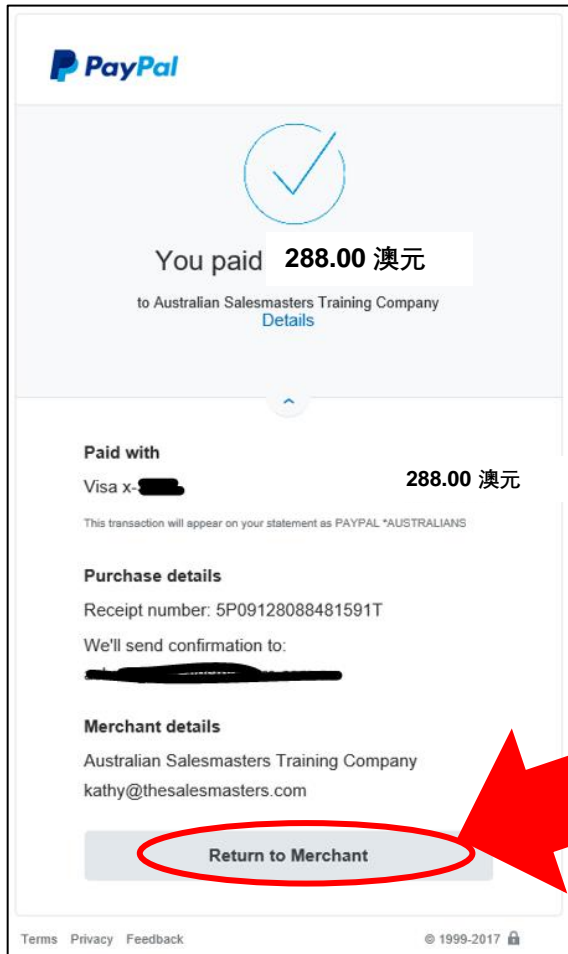
点击此处付款

如果您想取消付款并返回电子学习门户，请点击此处

如果您不想创建 PayPal 账户，请点击此处

## 2. 参加 2024 - 2025 年 CPD (续)

- 如果付款成功，您将看到以下页面，并会收到两封电子邮件（一封来自 PayPal 的收据和一封来自 Australian Salesmasters Training 的发票）
- 点击“Return to Merchant (返回商家)”返回学习门户网站



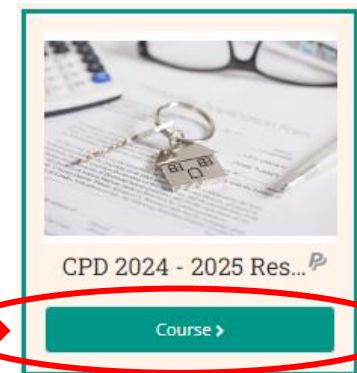
单击此处返回学习门户网站

### 3. 开始您的 CPD 课程

- 在控制面板上，从“My Courses (我的课程)”下拉菜单中选择您的课程



- 或者从您的主页单击您的课程



单击此处开始您的课程

## 4. 填写网上注册表

- 在课程页面上，您将看到欢迎信息和一些重要信息
- 在访问资源之前，您必须填写“Registration Form (注册表)”
- 在填写注册表之前，请阅读以下信息！

### Welcome to CPD 2024 - 2025 Residential Real Estate Salespeople & Property Managers course.

This course was specially designed for Class 1 and Class 2 Licences holders to give them the opportunity to meet all requirements needed to maintain their work in the Real Estate industry.

To start the course please complete the [registration form](#) below.

#### Important:

1. You need to submit the registration form to access the course materials.
2. If you already enrolled in any of our previous CPD courses, you don't need to resubmit another [registration form](#) and you will automatically have access to this course materials, unless if you want to update your information details.
3. Be informed that either after submitting the [registration form](#) or directly accessing the course you **will not** be able access compulsory & elective topics simultaneously, which means that you will need to complete one topic at a time.
4. You will first be provided with an interactive learning material to assist you in understanding the topic and then you will be able to access the assessment along with the PDF that will help you solve the questions.
5. All assessments are in the form of MCQs and True/False.
6. To access the next topic, you need to score a 100%.
7. For every topic you will have **only three (3) attempts** to successfully complete the assessment.
8. **Once the assessment is satisfactory completed, you will not be able to reattempt or access the quiz.**
9. If you fail to complete the assessment within 3 attempts, please contact us during our working hours (Monday - Friday from 9 am till 5 pm) to discuss this matter.
10. You can contact us through phone 02 9700 9333 Or send us an email at [info@astc.edu.au](mailto:info@astc.edu.au).
11. After successfully completing all 3 topics you will receive your electronic certificate within 24 hours. If you don't receive the certificate within the time frame mentioned please contact us.



 [Registration Form](#)


点击此处填写在线注册表





## 4. 填写网上注册表 (续)

- 填写所有必填字段
- 点击“Submit Form (提交表格)”

 AUSTRALIAN SALESMASTERS TRAINING COMPANY  
don't learn them... TRAIN THEM

Registration for CPD Points - Continuing Professional Development

**Personal Information**

Title:  Mr  Mrs  Miss  Ms  Other

First (Given) Name:  Other Name:

(Please make sure you enter your first/given name as printed in your certificate / licence)

Surname:  Date of birth (dd/mm/yyyy)

(Please make sure you enter your surname as printed in your certificate / licence)

Address

Unit Number  Building Name

Street Number  Address Line 1

Address Line 2  City  State  Postcode

Email Address:  Telephone Number:

Mobile Number:  Do you hold NSW Fair Trading / Access Canberra Certificate / Licence?  Certificate  Licence

NSW Fair Trading / Access Canberra Certificate/Licence Number:  NSW Fair Trading / Access Canberra Certificate/Licence Expiry Date:

**Agency Information**

Agency Name:

Mailing Address:

Address Line 1

Address Line 2

City  State  Postcode

Telephone Number:  Fax Number:

Email Address:

**Correspondence Mailing Address**  Personal  Agency

Please tick your preferred mailing address for all correspondence.



## 5. 访问交互式学习资源

- 成功完成在线注册表后，注册表右侧的方框将会自动勾选。
- 现在您可以访问必修主题1的交互式学习资源。



The screenshot displays a registration form titled "Registration Form" in the top left corner. In the top right corner, there is a small blue square containing a white checkmark, which is circled in red. Below the title, the main heading reads "Compulsory Topic 1: Introduction to work health and safety obligations in residential sales and property management". Underneath this heading, there is a list of activities. The first activity, "ILC1: Interactive Learning - 1. Introduction to work health and safety obligations in residential sales and property management", is circled in red. A large red arrow points from this activity to a red box containing the Chinese text "点击此处访问演示文稿" (Click here to access the presentation). Below the first activity is a PDF document titled "PGC1: Participant's Guide - 1. Introduction to work health and safety obligations in residential sales and property management (PDF)". A note below the PDF states: "You can download this pdf version once you completed accessing the interactive learning materials above." Below the PDF, there is a "Restricted" status bar with the text: "Not available unless: The activity ILC1: Interactive Learning - 1. Introduction to work health and safety obligations in residential sales and property management is marked complete". At the bottom, there is an assessment activity titled "ASC1: Assessment - 1. Introduction to work health and safety obligations in residential sales and property management", which also has a "Restricted" status bar with the same text: "Not available unless: The activity ILC1: Interactive Learning - 1. Introduction to work health and safety obligations in residential sales and property management is marked complete".

## 5. 访问交互式学习资源（续）

ILC1: Interactive Learning - 1. Introduction to work health and safety obligations in residential sales and property management

Start a new attempt

Enter

单击此处开始

Exit activity

单击“Exit activity (退出活动)”可随时退出本次活动并返回上一页

### Introduction to Work Health and Safety

0% COMPLETE

SECTION 1 of 4

## Introduction

Introduction

## 5. 访问交互式学习资源（续）

**重要的!!!**

请仔细阅读互动内容中的提示，继续下一章，直至本章结束，完成本次活动。

例如“您需要点击复选框才能进入下一页”



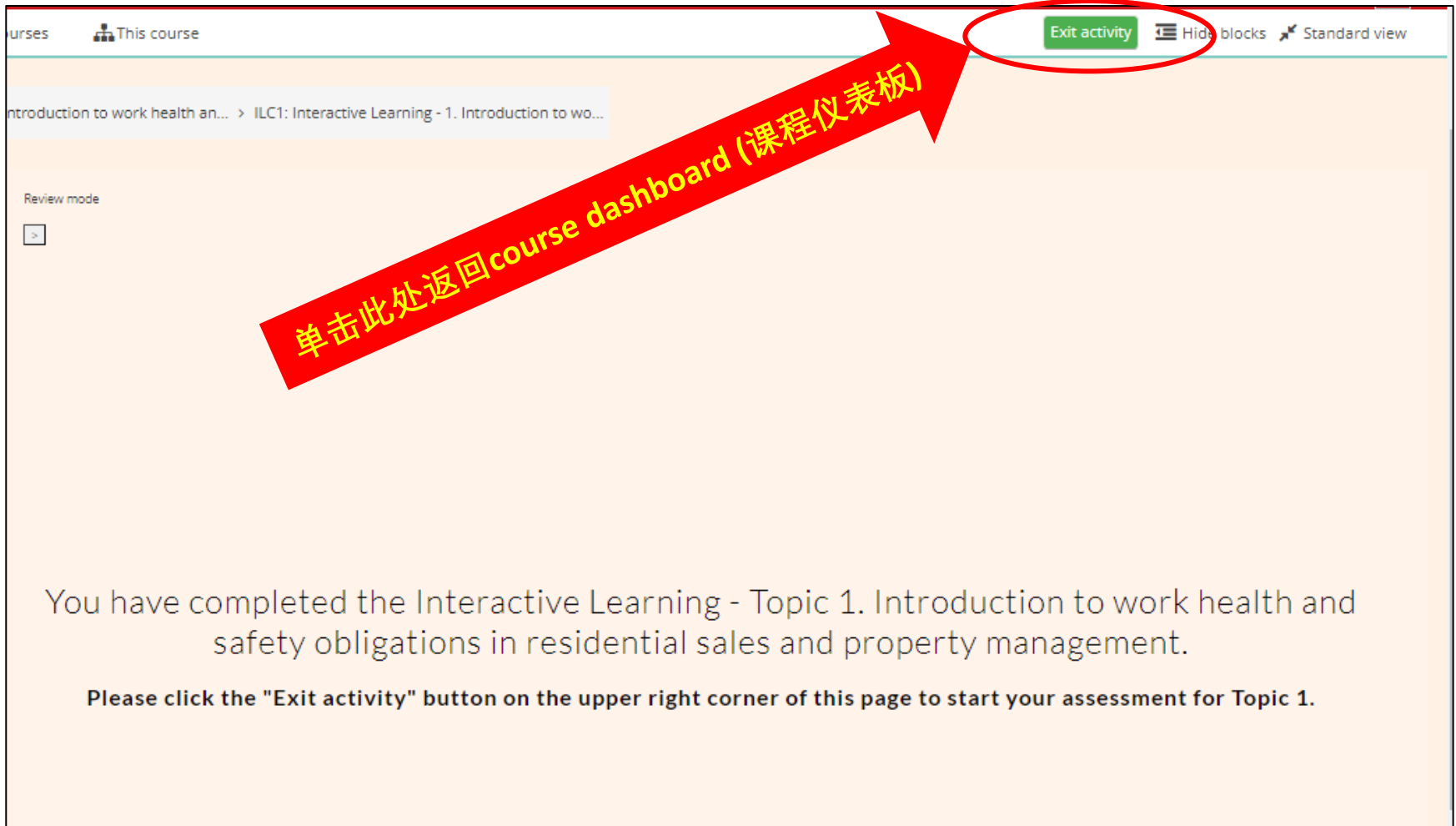
The screenshot shows a learning management system interface. On the left is a navigation menu with the following items: Introduction (checked), CHAPTER 1, WORK, HEALTH AND SAFETY (checked), CHAPTER 2, DUTIES OF AGENTS WITH RESPECT TO WORK HEALTH & SAFETY (checked), CHAPTER 3, and WHS CASE STUDY (checked). The main content area displays a table with the text "cedures, or equipment as a" and "er simple steps or control". At the bottom of the main content area, there is a blue button labeled "EXIT". A red arrow points from the text "单击此处完成此活动" to the "EXIT" button. Below the arrow, the text "Click Exit to close this Activity" is displayed.

单击此处完成此活动

Click Exit to close this Activity

EXIT

## 5. 访问交互式学习资源（续）



urses This course

Introduction to work health an... > ILC1: Interactive Learning - 1. Introduction to wo...

Review mode

单击此处返回course dashboard (课程仪表盘)

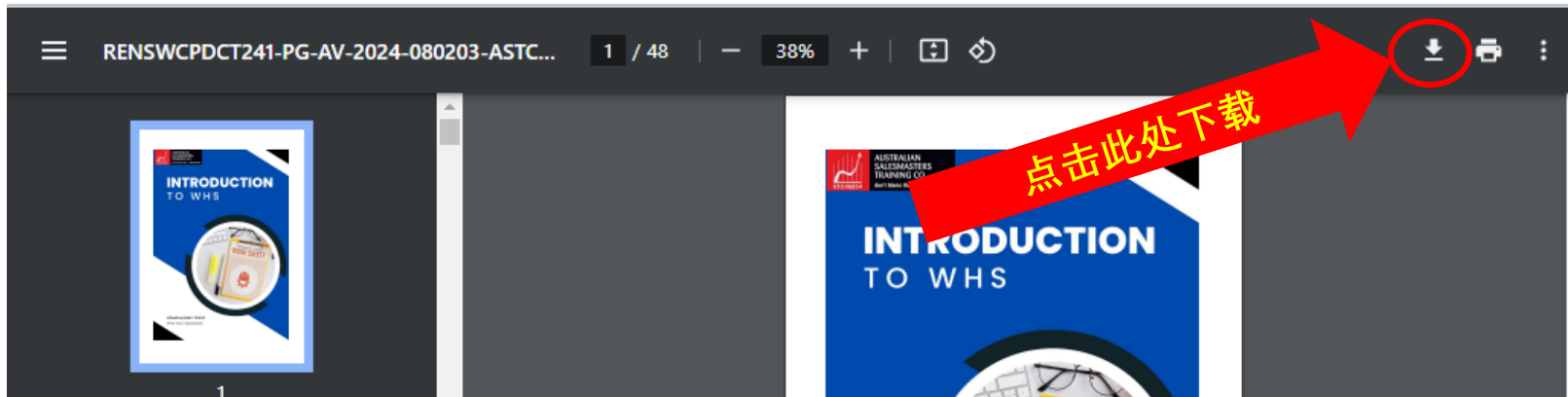
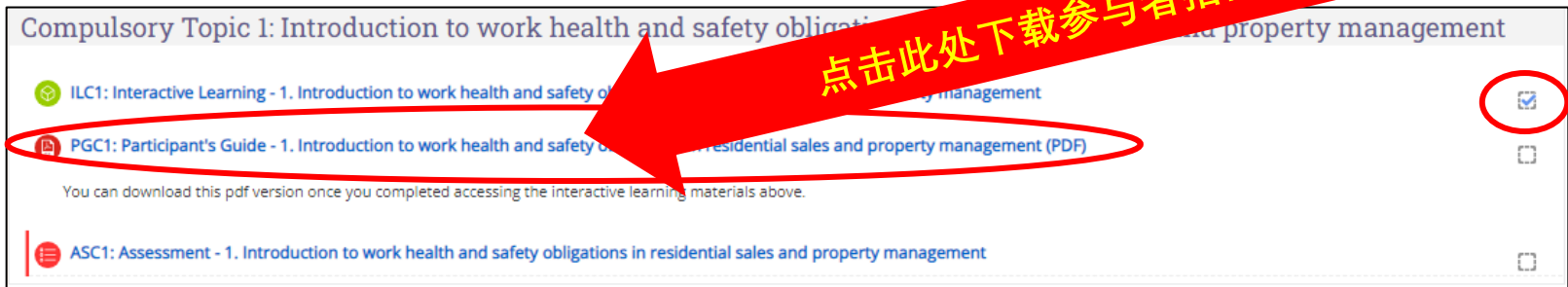
You have completed the Interactive Learning - Topic 1. Introduction to work health and safety obligations in residential sales and property management.

Please click the "Exit activity" button on the upper right corner of this page to start your assessment for Topic 1.

Exit activity Hide blocks Standard view

## 6. 下载参会指南




- 访问完交互式学习资源并返回课程仪表板后，交互式学习资源右侧的方框将会自动勾选。
- 现在您可以下载参与者指南的 PDF 版本并开始或尝试评估/测验。



## 7. 开始测验/评估

- 要开始或尝试测验/评估，请单击评估链接。
- 单击“Attempt quiz now (立即尝试测验)”开始尝试。

Compulsory Topic 1: Introduction to work health and safety obligations in residential sales and property management

 ILC1: Interactive Learning - 1. Introduction to work health and safety obligations in residential sales and property management	<input checked="" type="checkbox"/>
 PGC1: Participant's Guide - 1. Introduction to work health and safety obligations in residential sales and property management	<input type="checkbox"/>
You can download this pdf version once you completed accessing the interactive learning materials.	
 ASC1: Assessment - 1. Introduction to work health and safety obligations in residential sales and property management	<input type="checkbox"/>

单击此处尝试测验/评估

In order to complete this topic, you need to get grade 100%.

Attempts allowed: 3

Grading method: Highest grade

**Attempt quiz now**

单击此处尝试测验/评估

## 7. 开始测验/评估 (续)

- 仔细阅读问题并选择正确的答案。
- 单击“Next page (下一页)”按钮或单击左侧测验导航窗格上的数字来浏览问题。

The screenshot shows a quiz interface for 'Real Estate Reforms Assessment'. On the left is a 'Quiz navigation' grid with numbers 1 through 30. A red box highlights this grid, and a red arrow points to it with the text '单击数字浏览问题'. The main area shows 'Question 1' with a status of 'Not yet answered' and a mark of '1.00'. The question text is '1. Which of the following were not part of the reforms introduced in March 2020:'. Below the question is a 'Select one:' label and a list of six options (a-f). A red circle highlights the question text and options, with a red arrow pointing to it and the text '选择正确答案'. At the bottom right, there is a green 'Next page' button, with a red arrow pointing to it and the text '单击此处查看下一个问题'. At the bottom left, there is a 'Finish attempt ...' link.

Quiz navigation

Question 1  
Not yet answered  
Marked out of 1.00  
Flag question

1. Which of the following were not part of the reforms introduced in March 2020:  
Select one:

- a. Improved licensing requirements
- b. Increased CPD requirements
- c. Increased trust account requirements.
- d. Defined commission rates
- e. Strengthened disciplinary provisions
- f. Increased qualifications and training requirements, and a clear learning pathway for new entrants

Next page

Finish attempt ...



## 7. 开始测验/评估 (续)

- 对于每个主题，您只有三 (3) 次机会来成功完成评估。
- 一旦评估圆满完成，该主题将从您的课程中消失，并且您将无法重新尝试或访问测验。

Compulsory Topic 1: Introduction to work health and safety obligations in residential sales and property management ✎

You have completed the Compulsory Topic 1: Introduction to work health and safety obligations in residential sales and property management.

- 您可以按照与必修主题 1 相同的流程继续完成必修主题 2、3 和 4。
- 您可以按照与必修主题相同的流程开始选修主题 1、2 和 3。
- 一旦您圆满完成了所有主题，系统将自动颁发证书并将其发送到您的电子邮箱。



# Thank You!

如果您需要帮助访问 ASTC Online，请联系 ①

**9700 9333** 分机： **119**

或发送电子邮件至 ✉ [info@astc.edu.au](mailto:info@astc.edu.au)